


**ONE CLASS  
ONE NET  
ONE LIFE**

### **LESSON PLANS**

Lesson Plan #1	MALARIA - The Issue
Lesson Plan #2	MALARIA - The Solution
Lesson Plan #3	Media Presentations

---



## **Lesson Plan #1**

### **MALARIA - The Issue**

**Objective** Your students will learn some basic facts about Malaria; who is most vulnerable to the disease, how many it effects each year, the costs in personal terms and economic impact on the sub-Sahara region.

**Directions** Refer to the 'Malaria Facts Summary' sheet for general information about the disease.

The 'Detailed Malaria Facts' sheet provides facts on the disease for each of the following subject areas:

1. Science
2. Heath
3. Social Studies

Select the information from the Fact Sheets that you feel are most appropriate for the grade level.


**During the Lesson** Have your class watch the 3 minute Celtx Against Malaria 'Make Your Media Matter' film.

Using the Summary and Detailed Fact Sheets, explain to your students:

- How many people die each year from the disease
- Who is most vulnerable to the disease and why
- How is Malaria transmitted


**Outcome** Your students should know:

1. What causes Malaria
2. Who is most effected by the Disease
3. What region of the World has Malaria
4. How many people are killed each year by the disease



**Lesson Plan #2**  
**MALARIA – The Solution**

<b>Objective</b>	Your students will learn some basic facts about Malaria; how it can be prevented, the use of bednets and the different kinds that can be used, their effectiveness and their cost.
<b>Directions</b>	<p>Refer to the 'Malaria Facts Summary' sheet for general information about the disease.</p> <p>The 'Detailed Malaria Facts' sheet provides facts on the disease for each of the following subject areas:</p> <ol style="list-style-type: none"><li>1. Science</li><li>2. Health</li><li>3. Social Studies</li></ol>
<b>During the Lesson</b>	<p>Using the Summary and Detailed Fact Sheets, explain to your students:</p> <ul style="list-style-type: none"><li>- What the most effective solution is for preventing Malaria</li><li>- The different types of bednets that are available</li><li>- The cost of a Net</li><li>- How many lives a Net can Save</li></ul>
<b>Outcome</b>	<p>Your students should know:</p> <ol style="list-style-type: none"><li>1. The different types of Nets that are used to prevent Malaria</li><li>2. Why a bednet treated with insecticide is more effective</li></ol>



### **Lesson Plan #3**

#### **Media Presentations**

**Objective** Your students (individually or as a group) will learn how to make a media project that draws attention to effects of MALARIA and how it can be solved.

**Directions** Assign (or poll the class to choose) what kind of media project the class will make to draw attention to the issue.

Students are encouraged to use the Celtx software to make the media project. It is a free software application, available as a download from [www.celtx.com](http://www.celtx.com)

Celtx supports all media making, including:

- Films/Documentaries
- Stage Plays
- Graphic Novels (Comics)
- Audio Plays
- Any text based media (poems, short stories etc.)

Suggestions for types of media:


- News Broadcast
- TV Commercial
- Mini Documentary
- Poem/Short Story

Your students should be asked to prepare a one sentence summary of the media project they plan on creating for presentation in the next class.

Have each student (or group) present their findings to the class as a speech, role-play, skit, song or video presentation.

**During the Lesson** Check to ensure that your students understand:

- What causes Malaria
- Who is most vulnerable
- What the solution is



**Outcome**

Your students will have made an engaging media project that they can submit to the Celtx Against Malaria Students Challenge.